

## STUDY ON S-SHAPED GUIDE USING MCSTAS SOFTWARE

Luiz P. de Oliveira<sup>1</sup>, Alexandre P. S. Souza<sup>1</sup>, Fabiano Yokaichiya<sup>2</sup>,

Frederico A. Genezini<sup>1</sup>, Margareth K. K. D. Franco<sup>1</sup>

<sup>1</sup>Instituto de Pesquisas Energéticas e Nucleares (IPEN/CNEN)  
Reator Multipropósito Brasileiro (RMB)  
Av. Professor Lineu Prestes 2242  
05508-000 São Paulo, SP  
luiz.oliveira@ipen.br

<sup>2</sup>Helmholtz-Zentrum Berlin für Materialien und Energie  
Department Quantum Phenomena in Novel Materials  
Hahn-Meitner-Platz 1  
14109 Berlin, Alemanha  
fabiano.yokaichiya@gmail.com

### ABSTRACT

Monte Carlo simulations are performed for a vertical S-shaped neutron guide for the cold neutron sources of the FRM-II, HZB and PSI reactors through the McStas software. The aim of our study is investigate a relation between the cutoff in the cold neutron spectrum and the sources. Results for the neutron flux at the sample position are presented for different supermirrors with  $m = 1, 2$  and  $3$ . The vertical S-shaped neutron guides additionally provide a vertical displacement between beam hole and sample position, which can facilitate the implementation and manipulation of sample environments.

### 1. INTRODUCTION

Small Angle Neutron Scattering (SANS) is a powerful technique for investigating the structure of polymers [1], food science [2], drug delivery [3] and biological [4] systems. SANS was developed by Shull and Brock-House (Nobel Prize in Physics, 1994) during the decade of 1950 and has gained new improvements until today. The instrument configurations has been continuously upgraded, from velocity selectors to modern optical systems. SANS was fundamental instrument in Florys predictions to random polymer walks (Nobel Prize in Chemistry, 1974) and the discovery of magnetic vortices in type II superconducting materials by Abrikosov (Nobel Prize in Physics, 2003).

Monte Carlo simulations are extremely useful in this scenario, because of the high cost and complexity of nuclear facilities. In this spirit, many studies have been done for components of SANS instruments through software McStas [5]. The neutron transport through curved guides allows the elimination of gamma rays and fast neutrons ( $\lambda < 1 \text{ \AA}$ ), getting low background condition and transmission efficiency of about 90 % [6]. Studies on the transport of neutrons in curved guides with non-perfect reflectivity can be found in the literature [7]-[8], where the authors obtain analytical expressions for the angular and spatial distributions through acceptance diagrams.

Considering the concept of SANS instrument at the FRM-II, Germany, Gilles and co-authors studied the transport of neutrons by a S-shaped guide [9]-[10]. The authors obtained the neutron flux values at the sample position for single-curved and S-shaped guides. It was observed a cutoff in the neutron spectrum using a vertical S-shaped guide type  $r = 480$  m with coatings of  $Ni^{58}$  and supermirrors with  $m = 2$ . This configuration provides a sharp wavelength cutoff at  $\lambda_C = 3$  Å. In this work the authors further observed that  $\lambda_C$  corresponded to the peak neutron flux in a single curved guide, which allows the transport of neutrons below 3 Å. The aim of our study is to investigate the dependence between different sources of neutrons and the cutoff in the cold neutron spectrum [9]-[10].

## 2. S-SHAPED GUIDE AND SIMULATIONS

The simulations were performed for the FRM-II, HZB and PSI cold neutron sources, which beam profiles are in the McStas software. The dimensions of the S-shaped guide were fixed, that is, two parts of length  $L = 16$  m and radius  $R = 250$  m, with openings of 50 mm x 50 mm. Additional straight guides 1 m long were implanted at the ends of the S-shaped guide, totaling a length of 34 m. The neutron flux was obtained at the sample position after a collimation length of 1 m.

The profiles of the neutron sources are shown in Figure 1, where we observe that the peaks of the fluxes are in the interval  $0 < \lambda < 3$  Å. The dominance of fast neutrons in this range was already expected, since the thermalization time of the cold source is not reached. Fast neutrons provide large values of transferred moments, being unable to reveal nanostructures, thus justifying their exclusion from the beam. We can observe that for a fixed supermirror, the wavelength cutoff of the neutrons is independent of the source.

In Figures 2 - 4 are presented the results of the simulations for S-shaped guides coated with supermirrors of  $m = 1, 2$  and 3. The increase in the value of  $m$  implies in the increase of the rate of neutron transmission. Therefore, we can observe higher peak values for  $m = 3$  than  $m = 1$  and 2. For the same reason, the wavelength cutoff undergoes shifts to the low  $\lambda$  region, where the increase of  $m$  restricts only neutrons with  $\lambda < 3$  Å.

The results of the FRM-II source as a function of  $m$  is show in Figure 5. We can observe that  $\lambda_C$  shift at low wavelengths with the increase of  $m$ , according to adjusted equation  $\lambda_C(m) = 6.5 \times m^{-0.83}$ , where  $\lambda_C$  is the wavelength cutoff in angstroms. This result is physically expected, as already seen, the neutron absorption increase for low  $m$  values (lower peaks). The same effect is observed for the other HZB and PSI sources, according to Figures 2 - 4. It is important to note that guides coated with supermirrors of  $m = 1$  and 2 have peak fluxes of approximately 2 % and 29 %, respectively, at the peak value of  $m = 3$ . Therefore, the use of S-shaped guides coated with supermirrors of  $m < 2$  should be avoided for the SANS instrument.

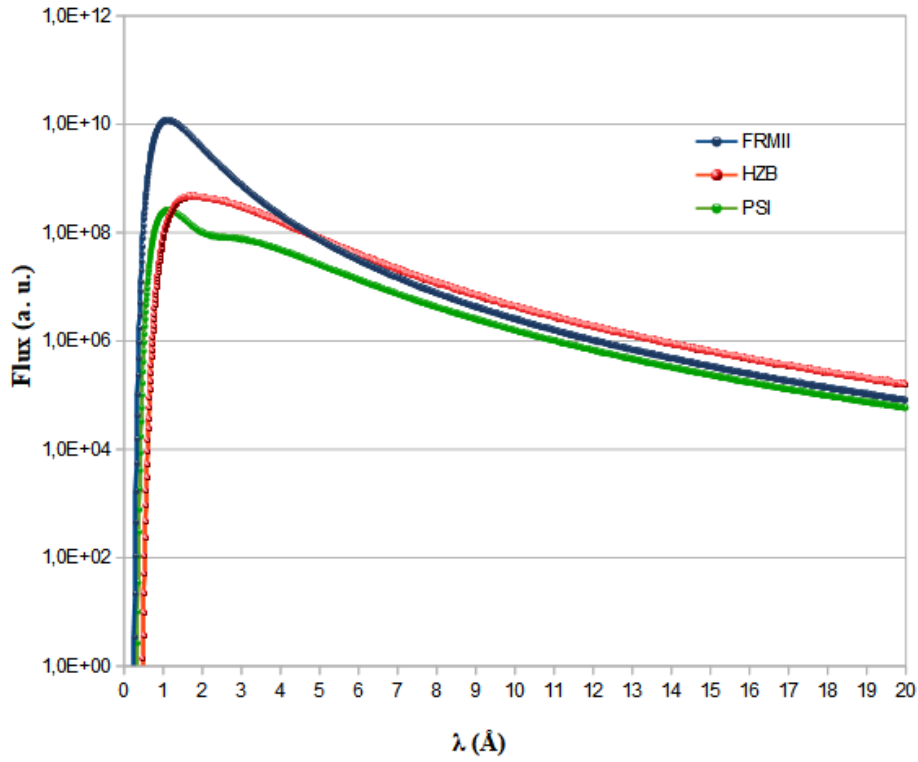


Figure 1: Cold neutron source profile of FRM-II, HZB and PSI reactors.

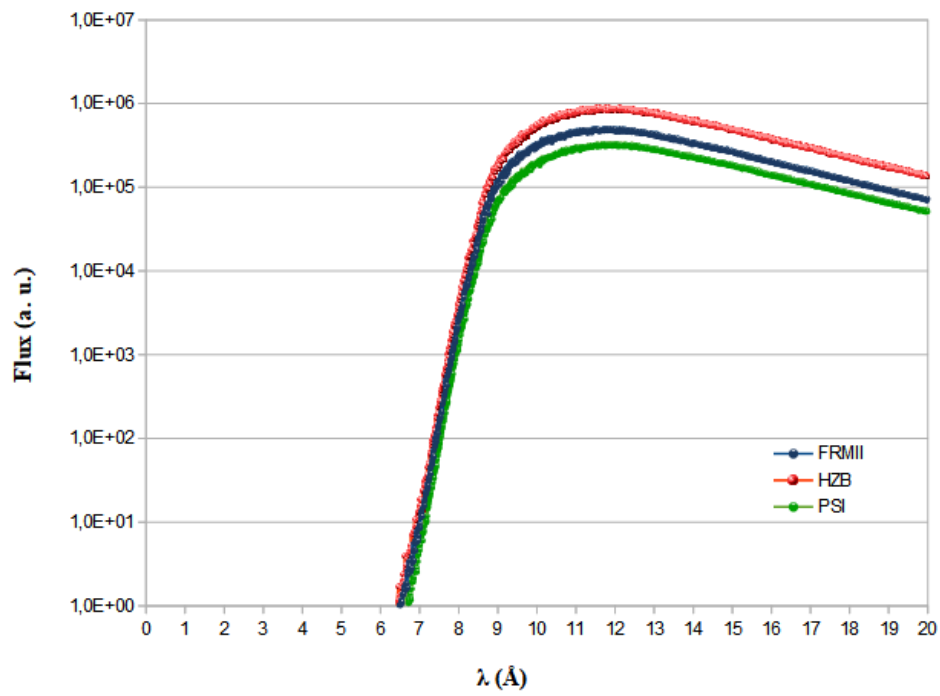


Figure 2: Simulations of S-shaped guide with coating of  $Ni^{58}$  and supermirror with  $m = 1$ .

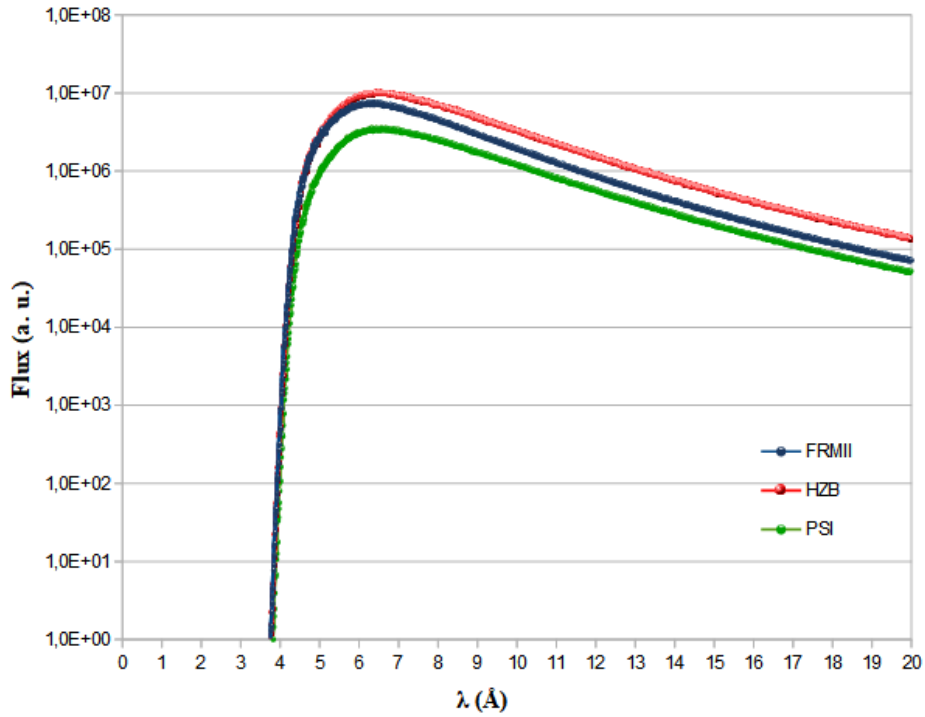


Figure 3: Simulations of S-shaped guide with coating of  $Ni^{58}$  and supermirror with  $m = 2$ .

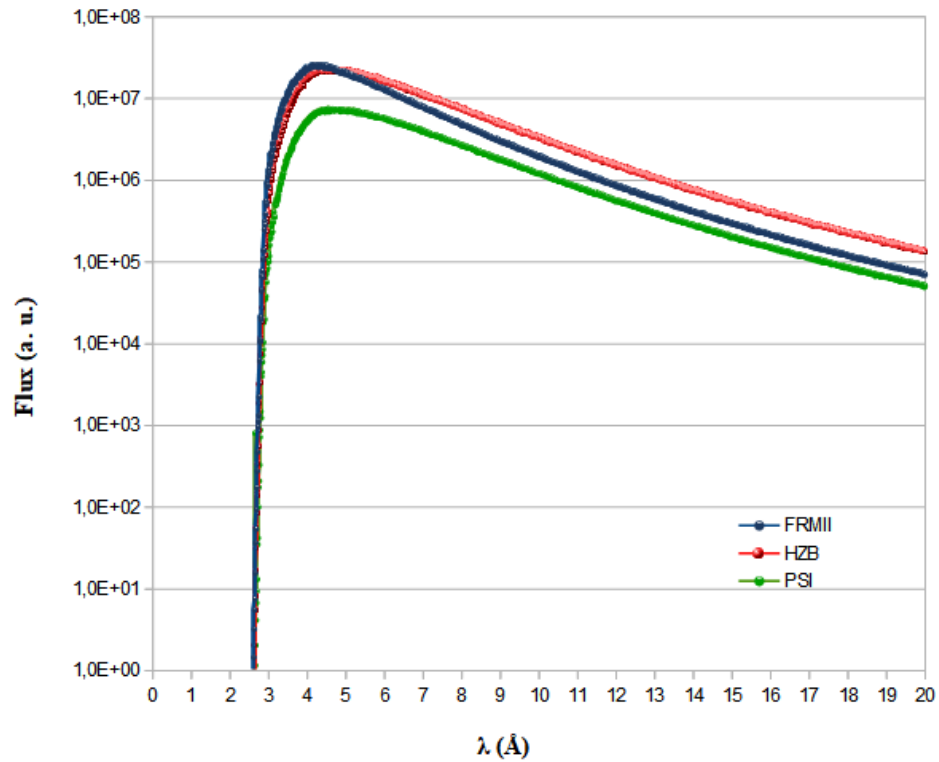


Figure 4: Simulations of S-shaped guide with coating of  $Ni^{58}$  and supermirror with  $m = 3$ .

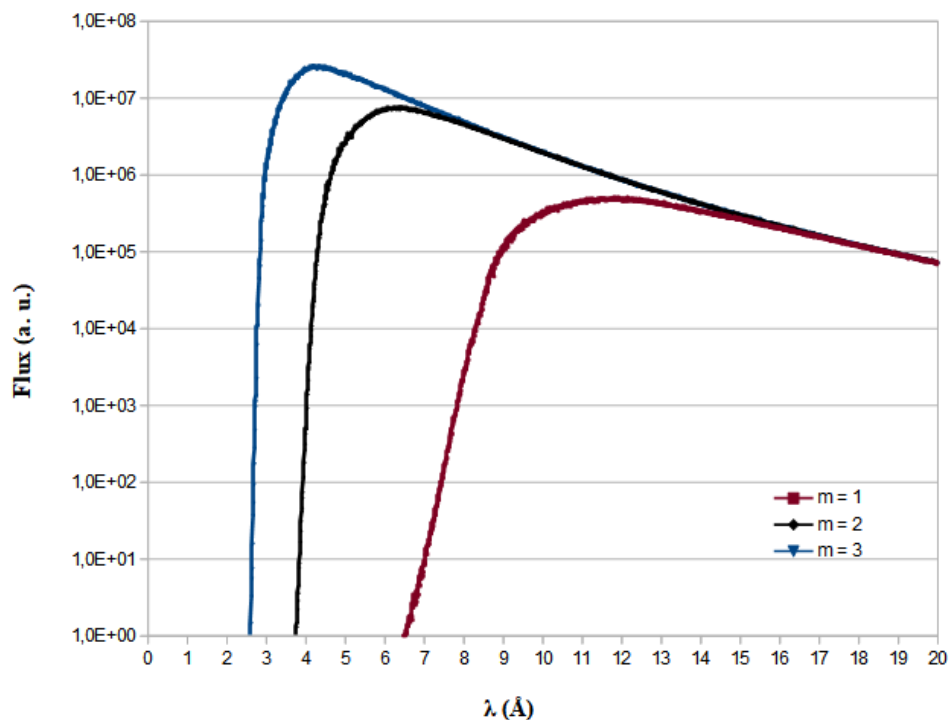


Figure 5: Simulations of S-shaped guide with coating of  $Ni^{58}$  and supermirrors with  $m = 1, 2$  e  $3$ , for FRM-II reactor.

### 3. CONCLUSIONS

In this study we investigate the dependence between different cold neutrons sources and the wavelength cutoff for a S-shaped guide, inspired by the work of Gilles *et al.* [9]-[10]. We conclude that  $\lambda_C$  is independent of cold neutron source and dependent on the supermirror used in the guides. The S-shaped guide provides a filter for fast neutrons and gamma rays, undesirable in the SANS technique. Our results have a direct impact on the installation of a SANS instrument in facilities with space limitations, allowing the sample to be on a different plane from the beam hole.

### ACKNOWLEDGMENTS

APSS and LPO would like to thank CNPq for financial support under grant numbers 381565/2018-1 and 380183/2019-6, respectively, as well as FAPESP for financial support at INAC 2019.

### REFERENCES

1. M. Taghavikish *et al.*, “Polymeric Ionic Liquid Nanoparticle Emulsions as a Corrosion Inhibitor in Anticorrosion Coatings”, *ACS Omega*, **1**, pp. 29–40, (2016).
2. A. Rubio, A. Htoon and E. Gilbert, “Influence of Extrusion and Digestion on the Nanostructure of High-Amylose Maize Starch”, *Biomacromolecules*, **8**, pp. 1564–1572, (2007).

3. A. Alford, V. Kozlovskaya and E. Karlampieva, *Biological Small Angle Scattering: Techniques, Strategies and Tips*, Springer, New York - USA (2017).
4. K. Wood *et al.*, “Exploring the structure of biological macromolecules in solution using Quokka, the small angle neutron scattering instrument, at ANSTO”, *Nuclear Instruments and Methods in Physics Research Section A: Accelerators, Spectrometers, Detectors and Associated Equipment*, **798**, pp. 44–51, (2015).
5. K. Lefman and K. Nielsen, “McStas, a General Software Package for Neutron Ray-tracing Simulations”, *Neutron News*, **10**, pp. 20–23, (1999).
6. Y. Kawabata *et al.*, “Transmission efficiency of neutron guide tube with alignment errors”, *Journal of Nuclear Science and Technology*, **27**, pp. 16–25, (1990).
7. D. Mildner, “Acceptance diagrams for curved neutron guides”, *Nuclear Instruments and Methods in Physics Research Section A: Accelerators, Spectrometers, Detectors and Associated Equipment*, **290**, pp. 189–196, (1990).
8. D. Mildner and B. Hammouda, “The Transmission of curved neutron guides with non-perfect reflectivity”, *Journal of Applied Crystallography*, **25**, pp. 39–46, (1992).
9. R. Gilles *et al.*, “The concept of the new small-angle scattering instrument SANS-1 at the FRM-II”, *Physica B*, **385**, pp. 1174–1176, (2006).
10. R. Gilles, A. Ostermann and W. Petry, “Monte Carlo simulations of the new small-angle neutron scattering instrument SANS-1 at the Heinz Maier-Leibnitz Forschungsneutronenquelle”, *Journal of Applied Crystallography*, **40**, pp. s428–s432, (2007).